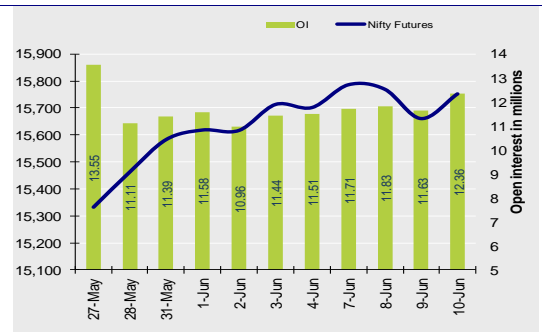


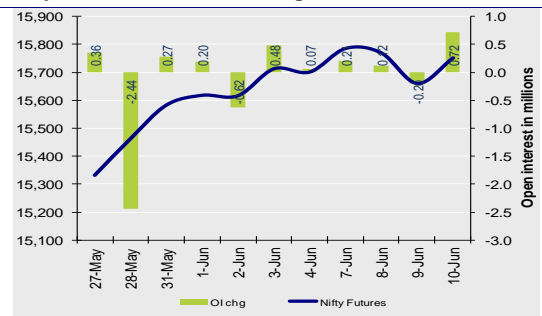
## Nifty Snapshot

	Close	Prv Cl.	Ab chg	% chg
<b>Spot</b>	15,737.7	15,635.3	102.40	0.65
<b>Futures</b>	15,751.2	15,660.2	91.00	0.58
<b>OI (ml shr)</b>	12.36	11.63	0.72	6.21
<b>Vol (lots)</b>	100018	145643	-45625	-31.3
<b>COC</b>	13.50	24.90	-11.40	-45.8
<b>PCR-OI</b>	1.31	1.12	0.19	17.3

## Nifty Futures Price v/s OI



## Nifty Futures Price v/s Change in OI



## Institutional Activity in previous trading session

(in Rs cr.)	Buy	Sell	Net
Index Futures	2590.77	3535.04	-944.27
Index Options	882249.78	883234.59	-984.81
Stock Futures	14201.29	12739.75	1461.54
Stock Options	17792.28	17751.11	41.17
FII Cash	7,447.97	6,118.27	1,329.70
DII Cash	4,282.21	4,857.40	-575.19

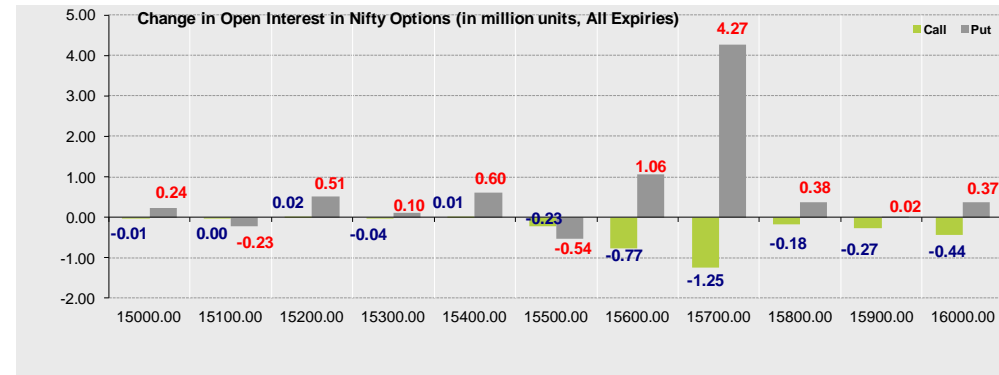
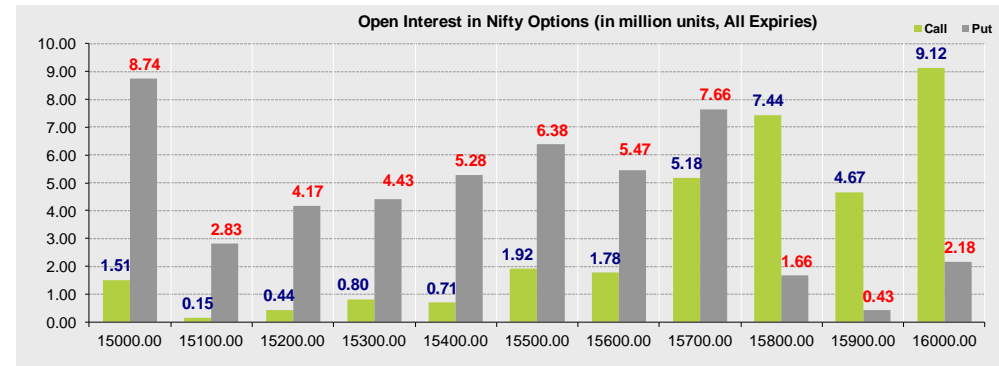
## Net FII Activity (in Rs cr.)

Date	Idx Fut	Stk Fut	Idx Opt	Cash
10-Jun	-944.3	1461.5	-984.8	1330
9-Jun	536.6	-69.6	-7821.5	-846
8-Jun	-67.4	-523.9	857.9	1423
7-Jun	515.0	-753.9	2563.8	-186
4-Jun	-613.6	-616.5	2791.8	1499
3-Jun	559.8	-854.2	-3008.5	1079

## Market Summary:

- Indian markets closed on a positive note where buying was mainly seen in Cement, Automobile, Banking sectors. Nifty June Future closed at 15751.2 (up 91 points) at a premium of 13.50 pts to spot.
- FII were net buyers in Cash to the tune of 1330 Cr and were net sellers in index futures to the tune of 944.77 Cr.
- India VIX increased by 1.69% to close at 15.00 touching an intraday high of 15.20.

## Open Interest in Nifty Options:



- The above second chart shows previous trading day's change in Nifty options where Addition in OI were seen in 15800, 15700, 15600 strike Puts while liquidation was seen at 15700, 15600, 15900, 16000 strike Calls indicating market is likely to remain positive in near term.
- Highest OI build-up is seen at 16000 strike Call and 15000 strike Put, to the tune of 9.12mn and 8.74mn respectively.

## Outlook on Nifty:

- Index is likely to open on a flattish note today and is likely to remain positive during the day.

## Technical Pivot (Intraday):

	S2	S1	PIVOT	R1	R2
NIFTY	15615	15685	15725	15795	15835
BANKNIFTY	34650	34960	35140	35450	35630

## Volume Buzzers (Contract wise)

Symbol	Current Volume	Volume Change	Price Chg	One Month Avg
PNB	11012	1185%	5.0%	5373
IBULHSGFIN	23577	1147%	6.4%	5161
BATAINDIA	12290	465%	5.1%	1800
LALPATHLAB	5077	305%	7.1%	1372
PIDILITIND	4020	293%	3.2%	1685
GODREJCP	6307	266%	4.0%	2823
BAJFINANCE	46602	170%	7.8%	18025
HDFCAMC	1694	138%	1.6%	1203
BAJAJFINSV	8477	137%	3.7%	3617
DIVISLAB	9005	135%	2.4%	4519

## Stock Ideas

- INFY & RELIANCE calls of strike 1400 & 2300 respectively were amongst the most active Calls whereas SBIN & RELIANCE puts of strike 420 & 2200 respectively were amongst most active Puts.
- IBULHSGFIN & MFSL are likely to show good strength whereas EXCELIND & INDIGO are likely to show weakness in today's trading session.

(Price is in Rs; OI is in million units; Price chg and OI chg are in percentage) **NB RESEARCH**

### Fresh Longs seen in:

Scrip	Price	Price chg	OI	OI Chg
IBULHSGFIN	280.4	6.4	38.3	41.4
BATAINDIA	1641.0	5.1	1.4	39.4
PNB	42.8	5.0	360	25.7

### Fresh Shorts seen in:

Scrip	Price	Price chg	OI	OI Chg
EXIDEIND	193.0	-0.9	14.6	20.6
NMDC	180.3	-0.1	87.7	19.6
POWERGRID	241.7	-0.4	21.9	16.4

### Short Covering seen in:

Scrip	Price	Price chg	OI	OI Chg
MFSL	1034.9	3.2	2.6	-8.7
IRCTC	2113.0	1.6	1.9	-3.9
CANBK	157.8	0.9	59.6	-3.5

### Long Unwinding seen in:

Scrip	Price	Price chg	OI	OI Chg
INDIGO	1797.9	-0.1	3.4	-1.2
-	-	-	-	-
-	-	-	-	-

### Technical Pivot (Intraday):

Script Name	S2	S1	PIVOT	R1	R2
IBULHSGFIN	253	270	282	298	310
EXIDEIND	186	189	193	196	200
MFSL	1000	1016	1029	1045	1058
INDIGO	1754	1774	1794	1814	1834

## FROM THE EQUITY DERIVATIVE DESK:

**NIRAV HARISH CHHEDA**  
SENIOR DERIVATIVES AND TECHNICAL ANALYST  
E-Mail: nirav.chheda@nirmalbang.com  
Tel no: 6273-8199/8000

**AMIT BHUPTANI**  
DERIVATIVES AND TECHNICAL ANALYST  
E-Mail: amit.bhuptani@nirmalbang.com  
Tel no: 6273-8242/8000

## Disclaimer

Nirmal Bang Securities Private Limited (hereinafter referred to as "NBSPL") is a registered Member of National Stock Exchange of India Limited, Bombay Stock Exchange Limited and MCX stock Exchange Limited. We have been granted certificate of Registration as a Research Analyst with SEBI. Registration no. is INH000001766 for the period 23.09.2015 to 22.09.2020.

NBSPL or its associates including its relatives/analyst do not hold any financial interest/beneficial ownership of more than 1% in the company covered by Analyst (in case any financial interest is held kindly disclose)

NBSPL or its associates/analyst has not received any compensation from the company covered by Analyst during the past twelve months. NBSPL /analyst has not served as an officer, director or employee of company covered by Analyst and has not been engaged in market making activity of the company covered by Analyst.

The views expressed are based solely on information available publicly and believed to be true. Investors are advised to independently evaluate the market conditions/risks involved before making any investment decision.

Stock Name	Call (Buy/Sell)	Entry price	Targets	Stop Loss	Duration	Status
TATASTEEL FUT	SELL	1084.7	1020	1110	1-2 DAYS	OPEN
SUNPHARMA 700CE	BUY	12.7	21	8	BTST	OPEN
MCDOWELL-N 660CE	BUY	12.2	22	7	BTST	OPEN

**NIFTY50 Options OI (CE OI = Resistance) (PE OI = Support)**

Symbol	Highest CE OI	Highest PE OI	CMP
ADANIPTS	900	800	852
ASIANPAINT	3000	2900	2958
AXISBANK	750	700	744
BAJAJ-AUTO	4300	4000	4197
BAJAJFINSV	12500	11000	12050
BAJFINANCE	6200	5600	6135
BHARTIARTL	550	530	546
BPCL	500	450	484
BRITANNIA	3600	3400	3582
CIPLA	1000	900	976
COALINDIA	160	145	157
DIVISLAB	4500	4200	4379
DRREDDY	5600	5000	5301
EICHERMOT	2800	2500	2721
GRASIM	1500	1400	1499
HCLTECH	1000	900	973
HDFC	2600	2500	2567
HDFCBANK	1500	1500	1490
HDFCLIFE	700	650	688
HEROMOTOCO	3100	3000	3025
HINDALCO	400	380	387
HINDUNILVR	2400	2300	2374
ICICIBANK	650	650	642
ITC	220	200	210
INDUSINDBK	1040	1000	1030

**NIFTY50 Options OI (CE OI = Resistance) ( PE OI = Support)**

Symbol	Highest CE OI	Highest PE OI	CMP
INFY	1500	1400	1428
IOC	120	115	116
JSWSTEEL	800	700	710
KOTAKBANK	1800	1800	1804
LT	1600	1500	1522
M&M	850	800	809
MARUTI	7500	7000	7218
NESTLEIND	18000	17000	17583
NTPC	120	115	119
ONGC	120	115	124
POWERGRID	250	220	242
RELIANCE	2200	2100	2187
SBILIFE	1000	900	998
SBIN	450	420	433
SHREECEM	30000	27000	28372
SUNPHARMA	700	680	680
TATACONSUM	700	700	711
TATAMOTORS	360	330	346
TATASTEEL	1200	1000	1095
TCS	3200	3100	3227
TECHM	1060	1000	1067
TITAN	1700	1600	1738
ULTRACEMCO	7000	6200	6732
UPL	860	750	844
WIPRO	550	500	555



**DISCLOSURES**

Research Reports that are published by Nirmal Bang Securities Private Limited (hereinafter referred to as "NBSPL") are for private circulation only. NBSPL is a registered Research Analyst under SEBI (Research Analyst) Regulations, 2014 having Registration no. INH000001766. NBSPL is also a registered Stock Broker with National Stock Exchange of India Limited, BSE Limited, Metropolitan Stock Exchange of India Limited, Multi Commodity Exchange of India Limited, National Commodity and Derivative Exchange Limited and Indian Commodity Exchange Limited in cash and Equity and Commodities derivatives segments.

NBSPL has other business divisions with independent research teams separated by Chinese walls, and therefore may, at times, have different or contrary views on stocks and markets.

NBSPL or its associates have not been debarred / suspended by SEBI or any other regulatory authority for accessing / dealing in securities Market. NBSPL, its associates or analyst or his relatives do not hold any financial interest (Except Investment) in the subject company. NBSPL or its associates or Analyst do not have any conflict or material conflict of interest at the time of publication of the research report with the subject company. NBSPL or its associates or Analyst or his relatives may or may not hold beneficial ownership of 1% or more in the subject company at the end of the month immediately preceding the date of publication of this research report.

NBSPL or its associates / analyst has not received any compensation / managed or co-managed public offering of securities of the company covered by Analyst during the past twelve months. NBSPL or its associates have not received any compensation or other benefits from the company covered by Analyst or third party in connection with the research report. Analyst has not served as an officer, director or employee of Subject Company. NBSPL / analyst has not been engaged in market making activity of the subject company. Analyst Certification: The research analysts and authors of these reports, hereby certify that the views expressed in this research report accurately reflects my/our personal views about the subject securities, issuers, products, sectors or industries. It is also certified that no part of the compensation of the analyst(s) was, is, or will be directly or indirectly related to the inclusion of specific recommendations or views in this research. The analyst(s) principally responsible for the preparation of this research report and has taken reasonable care to achieve and maintain independence and objectivity in making any recommendations.

**DISCLAIMER**

This report is for the personal information of the authorized recipient and does not construe to be any investment, legal or taxation advice to you. NBSPL is not soliciting any action based upon it. Nothing in this research shall be construed as a solicitation to buy or sell any security or product,

or to engage in or refrain from engaging in any such transaction. In preparing this research, we did not take into account the investment objectives, financial situation and particular needs of the reader.

This research has been prepared for the general use of the clients of NBSPL and must not be copied, either in whole or in part, or distributed or redistributed to any other person in any form. If you are not the intended recipient you must not use or disclose the information in this research in any way. Though disseminated to all the customers simultaneously, not all customers may receive this report at the same time. NBSPL will not treat recipients as customers by virtue of their receiving this report. This report is not directed or intended for distribution to or use by any person or entity resident in a state, country or any jurisdiction, where such distribution, publication, availability or use would be contrary to law, regulation or which would subject NBSPL & its group companies to registration or licensing requirements within such jurisdictions.

The report is based on the information obtained from sources believed to be reliable, but we do not make any representation or warranty that it is accurate, complete or up-to-date and it should not be relied upon as such. We accept no obligation to correct or update the information or opinions in it. NBSPL or any of its affiliates or employees shall not be in any way responsible for any loss or damage that may arise to any person from any inadvertent error in the information contained in this report. NBSPL or any of its affiliates or employees do not provide, at any time, any express or implied warranty of any kind, regarding any matter pertaining to this report, including without limitation the implied warranties of merchantability, fitness for a particular purpose, and non-infringement. The recipients of this report should rely on their own investigations.

This information is subject to change without any prior notice. NBSPL reserves its absolute discretion and right to make or refrain from making modifications and alterations to this statement from time to time. Nevertheless, NBSPL is committed to providing independent and transparent recommendations to its clients, and would be happy to provide information in response to specific client queries.

Before making an investment decision on the basis of this research, the reader needs to consider, with or without the assistance of an adviser, whether the advice is appropriate in light of their particular investment needs, objectives and financial circumstances. There are risks involved in securities trading. The price of securities can and does fluctuate, and an individual security may even become valueless. International investors are reminded of the additional risks inherent in international investments, such as currency fluctuations and international stock market or economic conditions, which may adversely affect the value of the investment. Opinions expressed are subject to change without any notice. Neither the company nor the director or the employees of NBSPL accept any liability whatsoever for any direct, indirect, consequential or other loss arising from any use of this research and/or further communication in relation to this research. Here it may be noted that neither NBSPL, nor its directors, employees, agents or representatives shall be liable for any damages whether direct or indirect, incidental, special or consequential including lost revenue or lost profit that may arise from or in connection with the use of the information contained in this report.

Copyright of this document vests exclusively with NBSPL.

Our reports are also available on our website [www.nirmalbang.com](http://www.nirmalbang.com)